


# ClearaCyn



## New Advancement in Scar Management


Silicon Based Hydrogel

### Scar Management Can Now Immediately Begin With ClearaCyn™

- ClearaCyn™ can be used immediately after wound appearance or wound suturing
- No need to wait for 2 to 3 weeks until wound closure
- Clinically proven to help reduce the redness, hardness and elevation
- Relieves scar-associated itch and pain sensations
- Ideal for scars of various sizes, shapes and location
- Reduces the associated discoloration

#### BENEFITS

- Clinically proven to soften and flatten raised scars while reducing redness and discoloration.
- Relieves scar-associated itch and pain.
- Clear and odorless treatment that is suitable for all skin types.
- Safe around mouth, eyes & nose.
- pH Neutral
- Non-Toxic
- Non-Irritating



AIDS SCAR MANAGEMENT

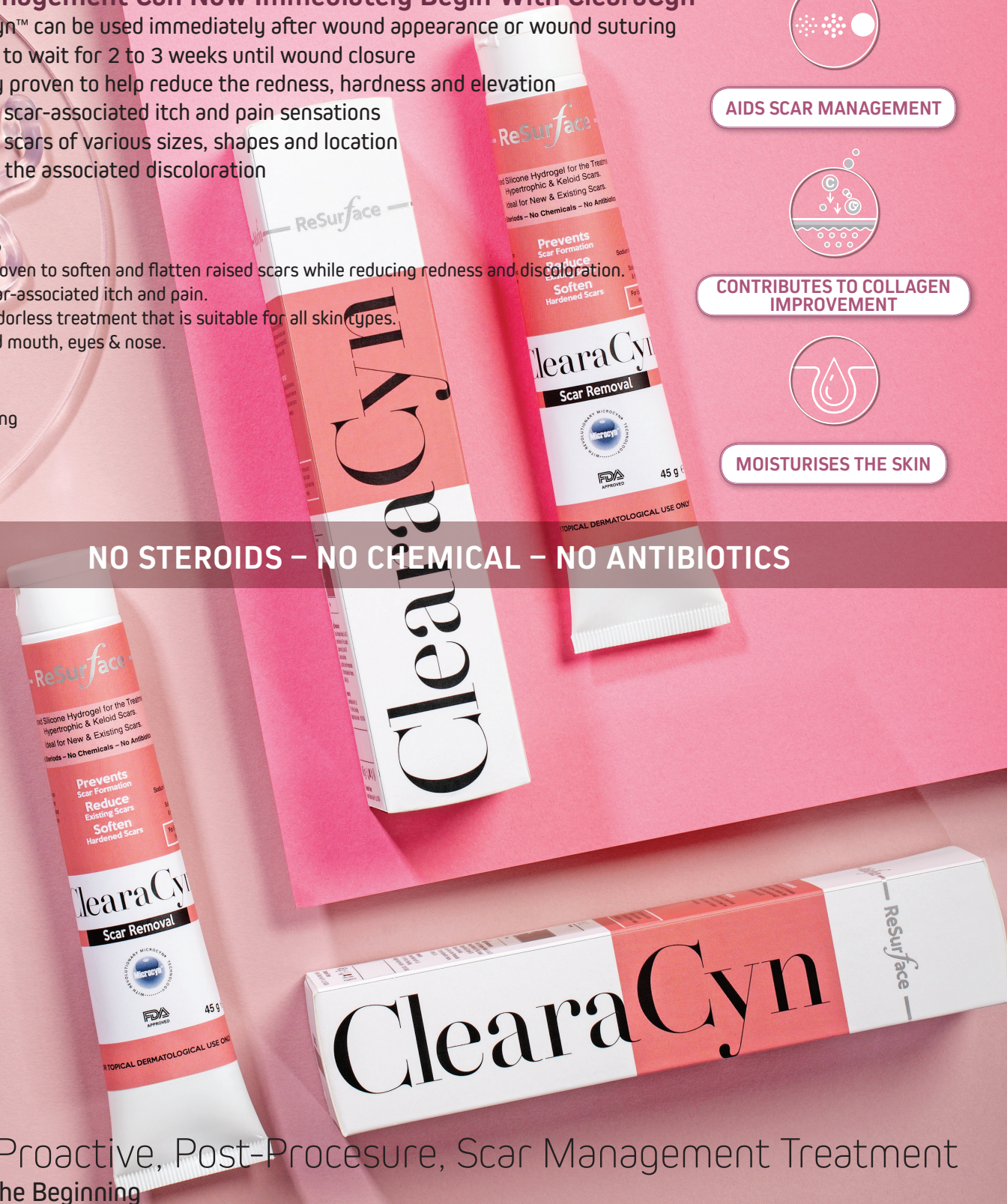


CONTRIBUTES TO COLLAGEN IMPROVEMENT



MOISTURISES THE SKIN

NO STEROIDS – NO CHEMICAL – NO ANTIBIOTICS



For a Proactive, Post-Procedure, Scar Management Treatment Start at the Beginning



## Did You Know:

Any deep layered trauma to the skin will result in a scar. This is a natural process as a protective reaction to the body. Scars are areas of tissue that replaces normal skin after injury. During the healing process a thick layered scar might appear which can lead to side effects.

### Scars Can Cause:

- Itching sensation
- Pain (might depend on weather conditions)
- "Tight" skin sensation
- Reduction of movement

Treatment of these side effects is possible in various ways, but the International guidelines to treat scars is to use a silicone-based moisturizer.

### The Use of Silicone Has a Triple Effect

- It moistures the skin
- It restores the skin culture
- It contributes to collagen improvement

## For Minimizing Scarring During and After Healing

ClearaCyn™ is a silicone based scar management hydrogel indicated for the reduction of new and existing hypertrophic & keloid scars, resulting from burns, general surgical procedures and trauma wounds. It can be used immediately after appearance of a wound or straight after suturing of the wound after a surgical procedure. No need to wait until the wound is closed.

ClearaCyn™ is based on Microcyn Technology, which has anti-inflammatory and antimicrobial action, which also helps to moisten and form a protective barrier against physical, chemical and microbial invasion.

## Photographic Results of ClearaCyn™ Hydrogel Treatment



## HOW TO USE :

Besides the Guidelines set by your Health Care Provider, the following directions needs to be followed.

ClearaCyn™ is ready for use with no mixing or dilution required

1. Clean the affected area and pat dry
2. Cover the affected skin with a thin layer of ClearaCyn™ and massage gently into the skin
3. Allow to air dry
4. Repeat 3 times daily

Once absorbed, ClearaCyn™ can be covered with cosmetics or pressure garments.

No special handling is required. Please store at room temperature and keep out of direct sun light or extreme cold/freezing.



RESPONSIBLE HEALTHCARE

365 Medical

9/54, Kirti Nagar Industrial Area, New Delhi - 110015 INDIA